24ga 1.5” Snaplock
FL48047.01 – R0

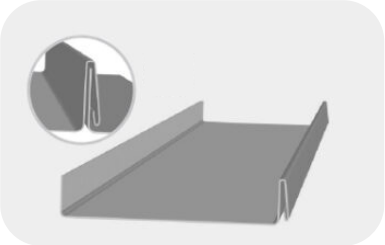

Sentry Metals: 3449 Technology Drive Unit 208, Nokomis, Florida 34275 | (941)223-7402 | https://SentryMetalsRoofing.com/

Product Description: Clip-anchored, snaplock style panel with a 16” maximum panel width and a nominal rib height of 1.5”

Product Material: 24ga (min) steel. *24ga is nominally 0.0235” with yield strength of at least 50ksi, and shall be corrosion resistant per FBC 1507.4.3 where required.*

Fastener: #10 1.125-inch pancake style fastener. *Compliant with FBC 1506.6 where required.*

Clip: 24ga clip with 3” base

Substrate/Deck: 15/32” (min) plywood or 3/4” (min) thick wood plank (min S.G. of 0.42)

Maximum Allowable Loads & Installation Requirements:

Method	Fastener & Clip	Clip Spacing	Other Requirements	Allowable Pressure
Method A	(2) #10 x 1-1.25” fasteners per 3” 24ga clip	12” o.c.	Install over self-adhering underlayment.	-123.5 PSF

A factor of safety of 2 has been applied.

METHOD A

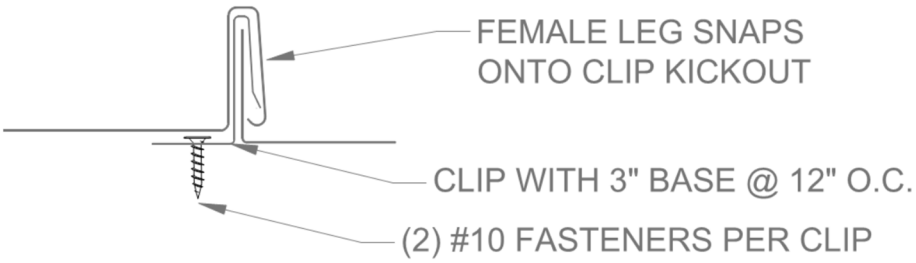

EVALUATED BY:

David Eng, PE
Timberlake Cove, LLC
FL PE 81377 • FL CA 37675
1317 Edgewater Dr Ste 2339
Orlando FL
timberlakecove.com

Digitally signed by David E Eng
Date: 2026.02.16 13:26:49-07'00'

This item has been digitally signed and sealed by David Eng, PE on the date indicated. Printed copies of this document are not considered signed and sealed and the signature must be verified on any electronic copies.



Underlayment: Comply with local building code or FBC 1507.1.1 where required. Must be installed over self-adhering underlayment.

Slope: Comply with local building code or FBC 1507.4.2 where required. FBC 1507.4.2 minimum slope is 1/4:12.

Re-Roofing: This panel may be installed over a single layer of existing shingles as permitted by local building code or FBC 1511, provided the existing roof meets the conditions required by the applicable code.

Technical Documentation: This product has been tested to the TAS 125 / UL 580 standard by Intertek Testing (TST-1527), report S4007.01-450-18 R0.

Compliance Statement: This product as described has demonstrated compliance with Florida Building Code 2023, 1504.3.2 (**non-HVHZ**) as required by FL Rule 61G20-3, method 1D.

This product as described has been tested and demonstrated compliance with:
• TAS 125 - Standard Requirements for Metal Roofing Systems (*one uplift test only, no tensile testing)*

Design Process: Compare the maximum allowable loads on page 1 to the ASD uplift pressures for the project to determine sufficiency and installation requirements. Design wind loads shall be determined as required by FBC R301, FBC 1609, ASCE 7, or other design code in force, using allowable stress.
Engineering analysis may be completed by other licensed engineers for project specific approval by local authorities having jurisdiction.

Exclusions and Limitations: Design of deck and roof structure (to include attachment of plywood or wood plank) shall be completed by others. Fire classification and shear diaphragm design are outside the scope of this evaluation. Accelerated weathering/salt spray is outside the scope of this evaluation.

This report is limited to compliance with structural wind load requirements of FBC 1504.3.2, as required by Rule 61G20-3. Neither Timberlake Cove nor the manufacturer shall be responsible for any conclusions, interpretations, or designs made by others based on this evaluation report. This report is limited solely to documenting compliance with Rule 61G20-3, and makes no express or implied warranty regarding performance of this product. Installation shall be subject to the local building code and authority having jurisdiction; this report shall not be construed to supersede local codes in force.